

Accessories

All you need to complete your roof

We supply a full range of bespoke accessories that fully integrate with our lightweight steel roofing systems. Each product is manufactured to the same high standards as our tile profiles.

If you require any further information regarding the application of our accessories, a free quotation or you wish to place an order, contact us via phone: **01249 658514**
Email: sales@metrotile.co.uk
or log on to www.metrotile.co.uk and complete an online enquiry form.

UNDERLAY

Roofing Underlay



Essential waterproofing underlay component for a Metrotile roof. Membranes available as breathable or non-breathable.

	Non Breathable	Breathable
Size per Roll	1 m x 50 m	1 m x 50 m
Weight per Roll	5 kg	6 kg
Area Weight	116 g/m ²	125 g/m ²
Colour	Black	Blue

RIDGES

Delta Ridge



For closing the top courses of tiles. For projects with a duo pitch and compatible with all Metrotile profiles.

Overall Length	1365 mm
Cover Length	1257 mm
Cover Width	230 mm


Angle Ridge



For closing the top courses of tiles. For projects with a duo pitch and compatible with all Metrotile profiles.

Overall Length	1365 mm
Cover Length	1257 mm
Cover Width	135 mm

Triple Barrel Ridge



For closing the top courses of tiles. For projects with a duo pitch and compatible with all Metrotile profiles.

Overall Length	1125 mm
Cover Length	1115 mm
Cover Width	150 mm

BARGES & FINISHINGS

For closing the edges of a Metrotile roof. Compatible with all profiles except Shingle. Available left or right handed.

Overall Length	1255 mm
Cover Length	1115 mm
Cover Width	150 mm
Depth	125 mm




3 Course Barge
(Right handed)

For closing the edges of a Metrotile Shingle roof. Compatible with Shingle profiles only.

Overall Length	1350 mm
Cover Length	1175 mm

Covers 5 courses of Metro Shingle Tiles.



2 Piece Non-Handed Shingle Barge

For installation under the ridge within projects that have remaining space but cannot accommodate another full size profile.

Overall Length	850 mm
Cover Length	750 mm

Available in the following mm widths 150, 200, 215, 220 and 230 mm.



Short Course
For Bond .450 only

A multi purpose .450mm thick sheet which is easily cut and bent for a variety of uses including flashing.

Overall Length	1370 mm
Cover Length	1115 mm
Weight	2.5 kg



Flat Sheet

FLASHINGS

For closing between the roof edge and a wall. Available in left or right handed.

Overall Length	1250 mm
Cover Length	1115 mm
Weight	2.5 kg

Covers 3 courses of Tiles



Sidewall Flashing
(Left handed)

For closing between the roof edge and a wall. Can be used on left or right side.

Overall Length	1250 mm
Cover Length	1115 mm
Width	235 mm
Weight	1.2 kg



Cover Flashing

For sealing between ridge and first course of tiles. Can be used on left or right side.

Overall Length	1275 mm
Cover Length	1115 mm
Width	235 mm



Roman Cover Flashing

SOLAR PHOTOVOLTAIC SYSTEMS (PVs)



Metrotile's eQube Solar Tile is a fully integrated PV system on our popular Qube tile, in collaboration with Verditek; offering a sleek, easy to install solar option for any roof.


Other Metrotile profiles are compatible with many solar photovoltaic systems (PVs) through the use of our specialised PV brackets, enabling you to harness energy.

Please contact us for further details and advice.



JUNCTIONS & END CAPS

Hip End Cap 90° & 135°



For closing the hips on a hipped roof, at both 90° & 135° angles

Cover Length 255 mm
Cover Width 250 mm

Ridge End Cap



For closing the ridge ends on a duo pitch roof.

Cover Length 215 mm
Cover Width 225 mm

Y Junction



For joining at a ridge / hip junction.

Cover Length 440 mm
Cover Width 475 mm

5 Way Junction



For joining at a ridge / hip junction.

Cover Length 440 mm
Cover Width 790 mm

VENTILATION

Enables ventilation to be incorporated into Metrotile roofing systems. Compatible with Shingle profiles.

Overall Length 250 mm
Cover Width 225 mm
Airflow 9,000 mm²




Vent LG90 Shingle

Enables ventilation to be incorporated into Metrotile roofing systems. Available for both Bond 450 & 900 profiles, as well as for the Slate profile.

Overall Length 420 mm
Overall Width 430 mm
Weight 1.2 kg
Free Ventilation Area 10,000 mm²



In Line Vent Bond



In Line Vent Slate

For use in Metrotile roofing systems where increased ventilation is required. Compatible with Bond & Slate profiles.

Overall Depth 420 mm
Overall Width Bond - 430 mm
Slate - 415mm
Weight 1.2 kg
Free Ventilation Area 20,000 mm²



Hi Flow Vent Bond



Hi Flow Vent Slate

Enables ventilation to be incorporated into Metrotile roofing systems. Compatible with Bond profiles.

Overall Length 400 mm
Overall Width 410 mm
Weight 1.1 kg



Gas Exhaustion Vent

Enables ventilation to be incorporated into Metrotile roofing systems. Compatible with Bond & Woodshake profiles.

Overall Depth 420 mm
Overall Width 430 mm
Weight 1.2 kg
Free Ventilation Area 7,500 mm²

Cowl Vent LG75 Bond



Cowl Vent LG75 Woodshake



Enables ventilation to be incorporated into Metrotile roofing systems. Compatible with Slate profile.

Overall Depth 415 mm
Overall Width 480 mm
Weight 1.3 kg
Free Ventilation Area 7,500 mm²

Cowl Vent LG75 Slate



VENTILATION

Flexible Adaptor



For use with Metrotile Vent Systems. Compatible with all Metrotile profiles. Not for use with the Hi Flow Vent System. Multiple diameters to match different ventilation requirements.

Overall Length 570 mm
Diameter 100/70/50 mm

Flexible Adaptor - Hi Flow



For use with Metrotile Hi Flow Bond and Hi Flow Slate ventilation systems.

Length per metre
Diameter 160 mm

Batten Tray



Enables ventilation at the ridge of a Metrotile roof system while simultaneously protecting batten from weather damage.

Length 850 mm

Ridge Vent Strip

For use with Slate or Shingle and for Bond Hips



Enables ventilation at the hips and ridges of a Metrotile roof system.

Length 600 mm

Eaves over Fascia Vent

10mm to 25mm



Fits on top of fascia boards to provide ventilation at eaves.

Overall Length 1 metre

Expanding Foam



Used to fill the profiles at top course, ridge, hips and valleys. For installations where profiles cannot be bent.

Metrotile Shingle	Metrotile .900
9 mm x 25 mm x 4 metres	VALLEY SEALER 32 mm x 50 mm x 3 metres
	HIP SEALER 12 mm x 30 mm x 4 metres

VENTILATION

Prevents ventilation blockage often caused by insulation.

Designed to be sited at 400mm, 600mm and 900mm.

Overall Length 6 metres

Continuous Rafter Tray




Allows for ventilation at the eaves whilst preventing felt from sagging, keeping the ventilation path clear.

Sold in packs covering 6 linear metres.

6 x 1m Fascia Vents
7 x 960mm Fascia Trays

Eaves Fascia Tray & Fascia Vent



Fascia Tray


Fascia Vent

VALLEY LININGS

For sealing and lining valleys on a Metrotile roof system.

Overall Length 2200 mm
Overall Width 200 mm

Valley Lining



Two part valley for use with the Shingle and iPanel profiles.

Overall Length 3 metres
Overall Width 200 mm


Shingle Valley Lining




The GRP Valley Lining is designed with a higher centre to enable closer profile coverage when a more discreet valley is required.

Overall Length 3 metres
Overall Width 360 mm

GRP Valley Lining



Shingle Soaker



Used for soakering the Metrotile Shingle profile at an abutment. Used instead of sidewalls for this particular profile. The base has 3 weathering strips incorporated into it to prevent water ingress.

Overall Length 3 metres
Overall Width 50 mm
Overall Height 60 mm

NAILS AND SCREWS

NAILS

High quality nails are available for all Metrotile application types, including Paslode® and Coil types suitable for nail guns.

SCREWS

35mm farmer Screws are available to match your chosen roof system colour.



WINDOWS

Sun Tunnel



Brighten up rooms in your home with this natural light system. Integrates perfectly with Metrotile profiles.

Cover Width	370 mm
Overall Length	370 mm
Tunnel Diameter	243 mm
Roof Pitch	15° - 60°



A full range of Velux roof windows and bespoke accessories are available from Metrotile. Please contact us for further details and advice.



INSTALLATION EQUIPMENT

FOR SALE OR HIRE

PLEASE NOTE: THESE TOOLS ARE NOT SUITABLE FOR .9MM TILES

Recommended for cutting Metrotile profiles. Blade is made from heavy duty spring steel. Legs can be removed for ease of transport. *Cannot be used to cut .9 tiles

Floor space	3700mm x 1000mm
Length	1100mm
Weight	29kg



Guillotine

Recommended for bending Metrotile profiles. Made from heavy duty steel.

Floor space	490mm x 460mm
Height	530mm
Weight	25kg



Bender

Fastened to the Metrotile Bender with 12.5mm bolts and wing nuts.

Floor space	490mm x 460mm
Height	530mm
Weight	25kg



Full Tile Bending Attachment

Cold-cutting blade for an Evolution saw to cut Metrotile tiles and accessories.

Blade Gauge	165mm
-------------	-------



Cold Cut Blade

VERANDA RANGE

A new range of accessories designed for use on Conservatories

Ridge Cap



For sealing the ridge ends on a Metrotile conservatory roof. Compatible with all Metrotile profiles.

Cover Length 240 mm
Cover Width 150 mm

Hip Cap



For sealing the ridge ends on a Metrotile conservatory roof. Available in 90° & 135°. Compatible with all Metrotile profiles.

Cover Length 200 mm
Cover Width 125 mm

Y Junction



For joining a ridge or hip junction on a Metrotile conservatory roof. Compatible with all Metrotile profiles.

Cover Depth 375 mm
Cover Width 340 mm

5 Way Junction



For joining a ridge or hip junction on a Metrotile conservatory roof. Compatible with all Metrotile profiles.

Cover Depth 375 mm
Cover Width 790 mm

Angle Ridge



For sealing the top courses of tiles on a Metrotile conservatory roof. Ensures a smooth seal on your roofing tiles and is ideal for projects with a dual pitch. Compatible with all Metrotile profiles.

Overall Length 1354 mm
Cover Length 1257 mm
Cover Width 130 mm

TOOLS

For swift and safe fixing of Metrotile roof tiles.

- Easy jam clearance
- Pointed teeth for easy nailing
- Easy to load fuel cell
- One step easy loading
- Safety lock-out mechanism
- Dial depth control
- Reversible belt hook for left or right hand



Cordless Superframer G569-0CH

For swift and safe fixing of Metrotile Shingle roof tiles.

- Easy load fuel cell
- Round head nailer
- Lightweight and ergonomically balanced
- Powerful motor
- One step easy loading
- 2 NI-MH rechargeable batteries
- Plastic carry case, mains charger and belt holder
- Dial depth control



Cordless Full Round Head Gas Nailer GSN22-35/CE

REPAIR

Adhesive paint and additional granules for repairing minor damage to the specialised tile coating.

Available in all Metrotile colours.



Finishing Kit


Roof washing liquid for removing dirt, moss, algae, lichen and mold from a Metrotile roof without damaging the tiles.

Bottle Size 1 litre



Metroguard Roof Wash

Metrotile Specifications



BOND

ROMAN

SLATE .900

SHINGLE

iPANEL

WOODSHAKE

VIKSEN


QUBE

OBERON

PITCH		Minimum	10°	10°	12°	15°	12°	12°	15°	15°	15°
		Maximum	90°	90°	90°	90°	90°	90°	90°	90°	90°
DIMENSIONS	Size of tile - overall	1330 x 420 mm	1280 x 420 mm	1330 x 420 mm	1335 x 300 mm	1340 x 430 mm	1330 x 370 mm	1325 x 410 mm	1350 x 350 mm	1310 x 365 mm	
	Size of tile - cover	1257 x 370 mm	1210 x 370 mm	1257 x 370 mm	1255 x 250 mm	1230 x 375 mm	1257 x 370 mm	1260 x 370 mm	1260 x 320 mm	1250 x 320 mm	
	Gauge of Steel**	.450 mm / .900 mm	.450 mm	.900 mm	.410 mm	.410 mm	.410 mm	.410 mm	.600 mm	.410 mm	
	Linear cover width	1257 mm	1210 mm	1257 mm	1257 mm	1230 mm	1257 mm	1257 mm	1257 mm	1257 mm	
	Coverage	0.46 m ² 2.15 Tiles per m ²	0.44 m ² 2.210 Tiles per m ²	0.46 m ² 2.15 Tiles per m ²	0.313 m ² 3.2 Tiles per m ²	2.17 m ² 2.17 Tiles per m ²	0.46 m ² 2.15 Tiles per m ²	0.47 m ² 2.15 Tiles per m ²	0.47 m ² 2.47 Tiles per m ²	0.39 m ² 2.54 Tiles per m ²	
WEIGHT	Weight per m ² (450/900)	6.2 kg / 9.9 kg	6.3 kg	9.9 kg	6.1 kg	7.24 kg	6.2 kg	6.4 kg	6.4 kg	7.1 kg	
	Weight per tile (450/900)	2.8 kg / 4.6 kg	2.7 kg	4.6 kg	1.9 kg	3.29 kg	2.8 kg	3.0 kg	2.10 kg	2.8 kg	
FIXING	Tile fixing	50 mm x 2.5 mm Coated Nail. Hand nailing or power tool	50 mm x 2.5 mm Coated Nail. Hand nailing or power tool	50 mm screws, drilled in with power tool	50mm x 2.5 mm Coated Nail. Hand nailing or power tool	25 mm x 2.5 mm Annular Ring Hot Dipped Galv. flat head nails	50 mm x 2.5 mm Coated Nail. Hand nailing or power tool	50 mm x 2.5 mm Coated Nail. Hand nailing or power tool	50 mm x 2.5 mm Coated Nail. Hand nailing or power tool	50 mm x 2.5 mm Coated Nail. Hand nailing or power tool	
	Fixings per tile	4 Nails per Tile	4 Nails per Tile	4 Screws per Tile	4 Nails per Tile	4 Nails per Tile	4 Nails per Tile	4 Nails per Tile	4 Nails per Tile	4 Nails per Tile	
BATTENS	No.of Battens required	5 linear metres per m ² (plus wastage)	5 linear metres per m ² (plus wastage)	5 linear metres per m ² (plus wastage)	5 linear metres per m ² (plus wastage)	6 linear metres per m ² (allows for intermediate batten req.)	5 linear metres per m ² (plus wastage)	5 linear metres per m ² (plus wastage)	5 linear metres per m ² (plus wastage)	6.2 linear metres per m ² (plus wastage)	
BATTEN SIZING	Rafter Centres (max)	Batten Size (recommended)	Batten Size (recommended)	Batten Size (recommended)	Batten Size (recommended)	Batten Size (recommended)	Batten Size (recommended)	Batten Size (recommended)	Batten Size (recommended)	Batten Size (recommended)	
	450 mm	25 x 50 mm	25 x 50 mm	25 x 50 mm	25 x 50 mm	25 x 50 mm	38 x 38mm	25 x 50 mm	38 x 50 mm	38 x 25 mm	
	600 mm	25 x 50 mm	25 x 50 mm	25 x 50 mm	25 x 50 mm	25 x 50 mm	38 x 38 mm	25 x 50 mm	38 x 50 mm	50 x 25 mm	
	900 mm	50 x 50 mm	50 x 50 mm	50 x 50 mm	50 x 50 mm	50 x 50 mm	50 x 50 mm	50 x 50 mm	50 x 50 mm	50 x 50 mm	
	1200 mm	50 x 50 mm	50 x 50 mm	50 x 50 mm	50 x 50 mm	50 x 50 mm	50 x 50 mm	50 x 50 mm	50 x 50 mm	50 x 50 mm	
	1500 mm	50 x 65 mm	50 x 65 mm	50 x 65 mm	50 x 65 mm	50 x 65 mm	50 x 65 mm	50 x 65 mm	50 x 65 mm	50 x 65 mm	

If you need any further information call us on **+44 (0) 1249 658514**

Metrotile Colour Range



Each Metrotile profile is only available in the colours as shown.
Colours shown are as accurate as the reproduction process allows.

Free samples are available upon request.

Bespoke Colours can be created for extensive projects. Please contact us for details.

If you need any further information call us on **+44 (0) 1249 658514**

Quick, easy and convenient

Installation is a swift, economical and ecological process made possible by Metrotile's lightweight design and use of modern construction materials

The lightweight design of the Metrotile product is a plus factor for any installation. It ensures reduced transport costs and faster on-site deliveries, while the durable profile design enables the profiles to be moved around the site with virtually zero breakages, keeping waste to a minimum while ensuring the order quantities are accurately assessed.

Installation on site may be carried out with the use of scaffolding. The large Metrotile profile sheets are simply locked into place and nailed to the roof battens, utilising a dry-fix cross nail system that provides unsurpassed security and continues to keep on-site waste to a minimum.

Tiles may be shaped, cut or formed to suit each individual roof design and can easily accommodate accessories such as roof windows, vents, solar tubes and the Metrotile Photovoltaic System, as well as simple or complex hip and valley arrangements. For more details about the complete range of Metrotile Accessories, see pages 52 to 61 of this brochure.

A dry-fix system has a number of advantages. It helps the

speed of installation and reduces the need for ancillary materials to be ordered, stored and disposed of and it also ensures that installation is far less weather-dependant, helping to add certainty to the construction programme and ensuring a more efficient flow of internal trades.

Approved Contractors throughout in the UK and Ireland

If your project requires the use of contractors, Metrotile will put you in touch with an approved contractor in your area.

Self Build Installation

Metrotile offers full support for self-build projects including free advice from our sales team during our working hours. On-site visits and training can be arranged upon request.

A comprehensive range of installation guides and technical information is available. Please refer to the opposite page for details.



Guarantee Validation

Our Guarantee is validated for all Metrotile Roofing Systems installed by a Metrotile approved contractor.

For Self Build projects, our guarantee is subject to validation following an inspection by a Metrotile representative.

For further details and clarification contact our sales team on +44 (0) 1249 658514.

Installation



The following material is available from our

KNOWLEDGE BASE

Visit: www.metrotile.co.uk

Step-by-step Installation Guides

Available by post or as a download PDF

Good Site Practice information

Training and Seminars

CAD Drawings and Technical Details

Certifications and Testing Documents

Fire Rating

Frequently Asked Questions

Customer Testimonial video

Video Installation Guides

Visit our Metrotile YouTube channel:

[youtube.com/metrotileuk](https://www.youtube.com/metrotileuk)



Our knowledgeable staff are available for sales, technical queries and customer care (pre and post installation) between 8:30 and 5pm Monday to Friday.

Tel: +44 (0) 1249 658514 Email: sales@metrotile.co.uk Web: www.metrotile.co.uk

Training and Seminars

Training

We offer both on-site and off-site training by skilled independent training officers who train contractors how to nail, cut, bend and fit our roofing system as well as using the specialist tools required for some roof designs.

Training generally takes between a half day to a day depending on the complexity of the roof.

For more details call our sales and support team on:
+44 (0) 1249 658514

Seminars



We run a RIBA-approved CPD Seminar:

Sustainable Lightweight Roofing Solutions

This covers the following topics:

Roofing problems and solutions
Vandalism problems and solutions
Burglary problems and solutions
Enhanced security
Profile Choice
Whole life cost
Health and safety
Environmental and enhanced ECO points
Guarantees

RIBA Core Curriculum:

Being Safe: Health and safety
Climate: Sustainable architecture
Designing and Building it: design, construction, technology and engineering
Knowledge level: General Awareness

Metrotile UK Ltd has CPD Materials in the following areas:

Subject/Product Areas (CI/SfB)
Roof Finishes > Overlap roof tiles
RIBA Core Curriculum areas

If you require a Metrotile representative to visit your organisation to present the Seminar call us now on
+44 (0) 1249 658514


Planning and Specification Service

Planning is an essential part of any building project, and Metrotile offers excellent customer support in this area.




Specification Service

Our sales team can create a full specification for your project that utilises NBS Create software. Metrotile is committed to supporting specifiers as much as possible and we subscribe to many useful services including:



NBS

Metrotile's products can be located on NBS, the industry recognised specification platform for the construction industry; additionally our roofing systems BIM items are downloadable for free from the National BIM Library.



BIM

BIM (Building Information Modelling) is a building design system that enables architects and specifiers to quickly create a 3D representation of their building projects. It encompasses all aspects of building engineering, from rooftops to utility systems, from roads to housing developments. It's a natural evolution of two dimensional CAD solutions.

Our CAD files are all downloadable from the Metrotile **KNOWLEDGE BASE**

Technical Support and Information

Our adherence to high quality doesn't just begin and end with our products: we also understand the importance of providing a support and sales team of the highest quality. We heavily invest in research and development to ensure our range continues to meet customer needs, in addition to investing in industry standard resources to provide market-leading support.

Our experienced staff are on hand for sales, technical queries and customer care (pre and post installation) between 8:00am and 4:30pm Monday to Thursday and 8:00am to 4:00pm Friday.

Telephone: **+44 (0) 1249 658514**

Alternatively you can email us with any questions or queries and we will get back to you without delay.

Email: sales@metrotile.co.uk

Visit our Website

www.metrotile.co.uk

You'll find a wealth of information that covers every aspect of our Lightweight Steel Roofing System from the wide range of tiles and accessories available to all the technical information you need to undertake your project.

KNOWLEDGE BASE

This is a new section on the website created as a technical support hub which includes our YouTube video installation guides, customer testimonials, downloadable CAD drawings, fire rating data and other technical information.



Metrotile UK LTD, the UK's leading supplier of lightweight metal roof tiles.